


METALL ZUG AG - WELCOME

Investor Presentation – March 13, 2023



Martin Wipfli, Chairman of the Board of Directors
Matthias Rey, CEO
Urs Scherrer, CFO

WELCOME – REMARKS OF THE CHAIRMAN

- New Management: Matthias Rey, CEO and Urs Scherrer, CFO since September 1, 2022, after retirement of Daniel Keist
- Metall Zug developed favorably in 2022; sharp rise in EBIT due to book gain
- Closing of the combination between Schleuniger and Komax completed on August 30, 2022
→ Further milestone in the implementation of the strategy with focus on medtech and Tech Cluster Zug
- All Business Units (BUs) benefited from high order backlog at the end of 2021; continued high order entry in HY1/2022 in most of the BUs → All BUs increased sales compared to FY 21
- Strong improvement of profitability in BU Medical Devices and Wire Processing
- Challenges on sourcing side, rising raw material, energy and freight prices, tight freight capacities and shortage of skilled workers as well as wage pressure impacted result
- Technologycluster & Infrastructure progressed with major real estate projects and finalized the Mobility Hub Zug Nord, Multi Energy Hub, Semiramis and Westhive

WHAT WE PLANNED FOR AND WHAT WE ACHIEVED IN 2022

■ Schleuniger

- Obtaining the approval of the relevant competition authorities
- Successful closing of the combination with Komax Holding AG
- Further increase of sales and EBIT margin



- Maintain EBIT margin despite price pressure on input side
- Foster the new organizational structure, harmonize the new ERP and benefit from the new products (Eyestar 900, Imaging Module M 910 and Lenstar Myopia)
- Completion of restructuring process of the Surgical segment



- Increase sales despite transfer of Life Science service business to Belimed Life Science based on stronger sales in equipment business and consumables
- Compensate pressure on material, freight and labor prices with higher sales prices



- Selection of winning project for CreaTowers
- Selection of winning project refactory (former project Zugorama 2.0)
- Commissioning of Mobility Hub Zug, Multi Energy Hub and Westhive



Others

- Strengthen service business
- Increase EBIT margin



1. Group Financial Report FY 22
2. Business Units
 - Infection Control
 - Medical Devices
 - Wire Processing
 - Others
 - Technologycluster & Infrastructure
3. Sustainability @ Metall Zug
4. Metall Zug Group – 2023
5. Information for Investors

GROUP FINANCIAL REPORT FY 2022

- Group net sales of CHF 645.9 million (FY 21: CHF 661.9 million), organic sales increase 9.5%
 - Negative FX effect of CHF -2.2 million (-0.3%). Divestment effect of CHF -80.6 million (-12.2%) and acquisition effect of CHF 3.7 million (0.6%)
 - Infection Control: Increasing sales despite transfer of Life Science service business to Belimed Life Science with stronger sales in equipment business and consumables (organic growth 8.6%)
 - Medical Devices: Higher sales thanks to high order backlog at the beginning of 2022 (organic growth 8.6%)
 - Wire Processing: Missing sales contribution for September to December (same period 2021: CHF 73.7 million)
 - Belimed Life Science: higher sales despite project delays
 - Gehrig Group: higher sales due to lifting of corona restrictions in restaurants and hotels

- Operating result (EBIT) of CHF 135.9 million (FY 21: CHF 42.3 million), organic EBIT increase 15.7%
 - EBIT includes book gain of CHF 89.7 million from combination between Schleuniger and Komax
 - Lower EBIT of Infection Control despite higher sales mainly due to missing contribution from Life Science service business and higher costs for material and freight, and despite positive one-off effects (CHF 2.4 million)
 - Medical Devices: sharp increase in EBIT due to sales growth, better use of factory capacity, efficiency improvements in processes and strict cost control (EBIT growth on comparable basis 39.9%)
 - Wire Processing: Missing EBIT contribution for September to December (same period 2021: CHF 5.7 million)
 - Belimed Life Science and Gehrig Group both with negative EBIT

GROUP FINANCIAL REPORT

INCOME STATEMENT



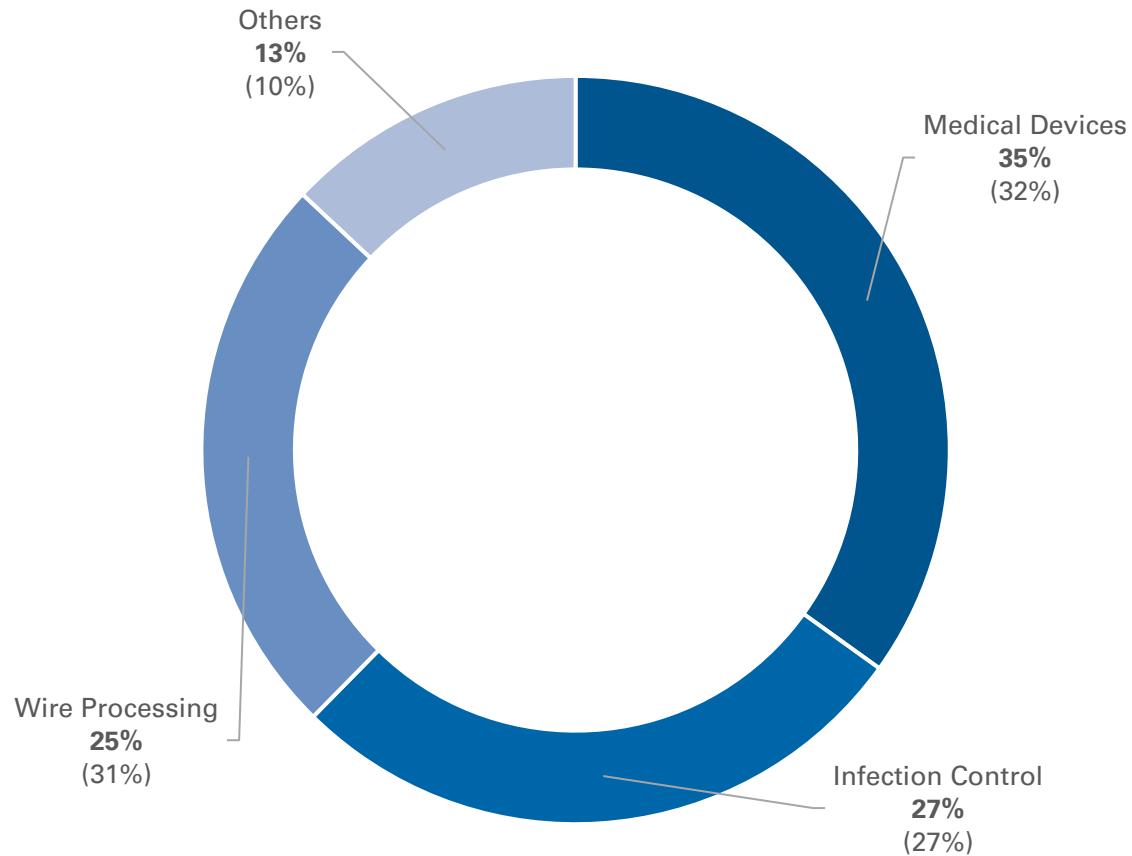
| CHF million | FY 2022 | in % | FY 2021 | in % | Comment |
|-----------------------------------|--------------|--------------|--------------|--------------|--|
| Net sales | 645.9 | 100.0 | 661.9 | 100.0 | Net sales Schleuniger Sept.-Dec. 21: CHF 73.7 million |
| Cost of Goods and Services sold | -419.2 | -64.9 | -433.7 | -65.5 | |
| Gross profit | 226.7 | 35.1 | 228.2 | 34.5 | |
| Marketing and sales expenses | -73.7 | -11.4 | -79.1 | -12.0 | |
| Research and development expenses | -54.6 | -8.5 | -60.4 | -9.1 | |
| Administration expenses | -65.6 | -10.2 | -68.0 | -10.3 | |
| Other operating income | 109.1 | 16.9 | 23.1 | 3.5 | 2022 includes deconsolidation impact of Schleuniger of CHF 89.7 million |
| Other operating expenses | -6.0 | -0.9 | -1.5 | -0.2 | 2022 includes recognition of provision for pension UK (revaluation at disposal values) of CHF 4.9 million |
| Operating result (EBIT) | 135.9 | 21.0 | 42.3 | 6.4 | EBIT Schleuniger Sept.-Dec. 21: CHF 5.7 million |
| Financial result | 8.7 | 1.3 | 17.6 | 2.7 | Includes income from participation V-ZUG of CHF 4.2 million (previous year: CHF 18.9 million) and Komax of CHF 5.8 million |
| Result before taxes | 144.6 | 22.4 | 59.9 | 9.0 | |
| Taxes | -7.3 | -1.1 | -6.6 | -1.0 | |
| Net result | 137.3 | 21.3 | 53.3 | 8.1 | |
| <i>Thereof attributable to:</i> | | | | | |
| - Shareholders of Metall Zug AG | 130.0 | | 48.8 | | |
| - Non-controlling interest | 7.3 | | 4.6 | | |

GROUP FINANCIAL REPORT

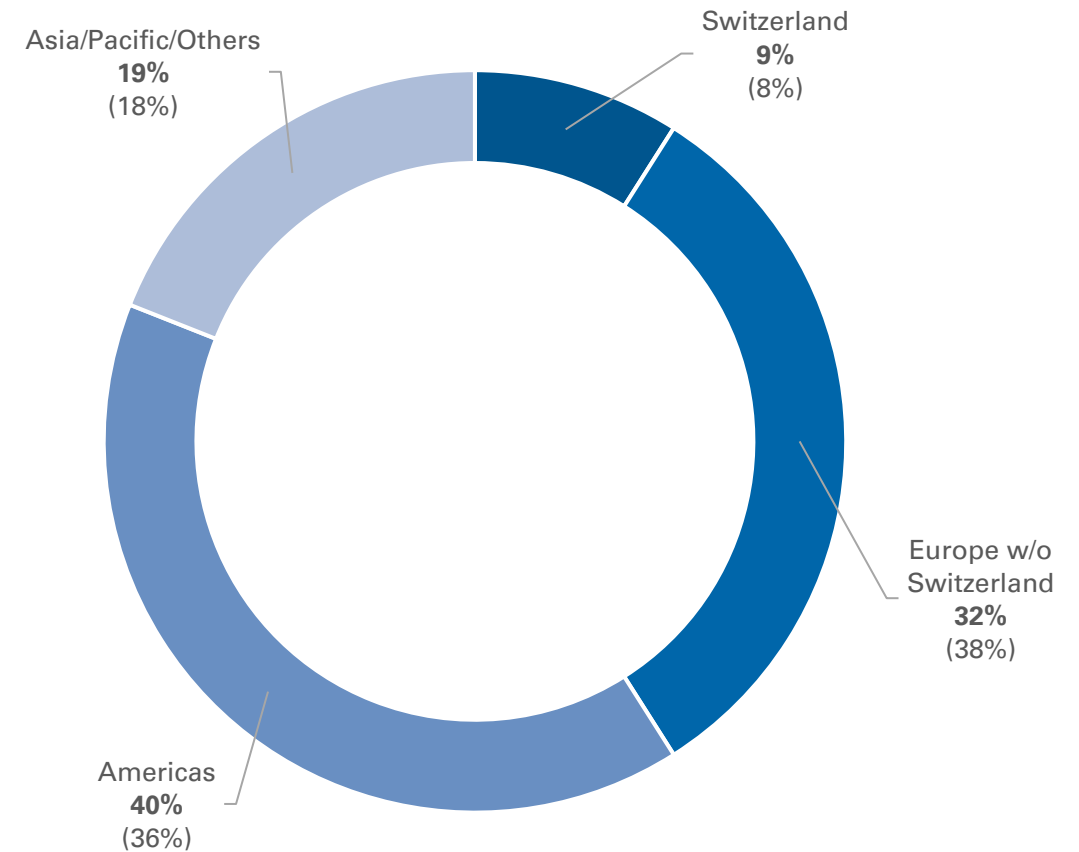
NET SALES FY 2022



by Business Unit



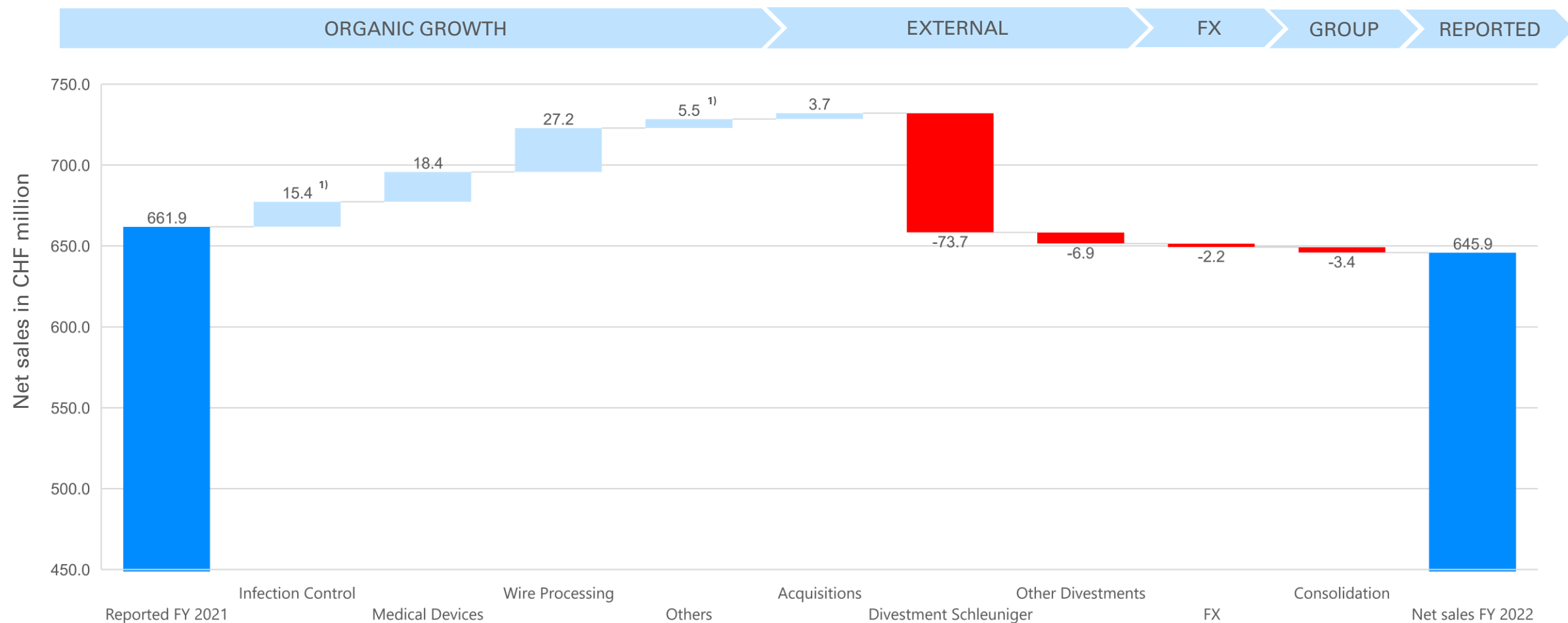
by region



(Previous year's values in brackets)

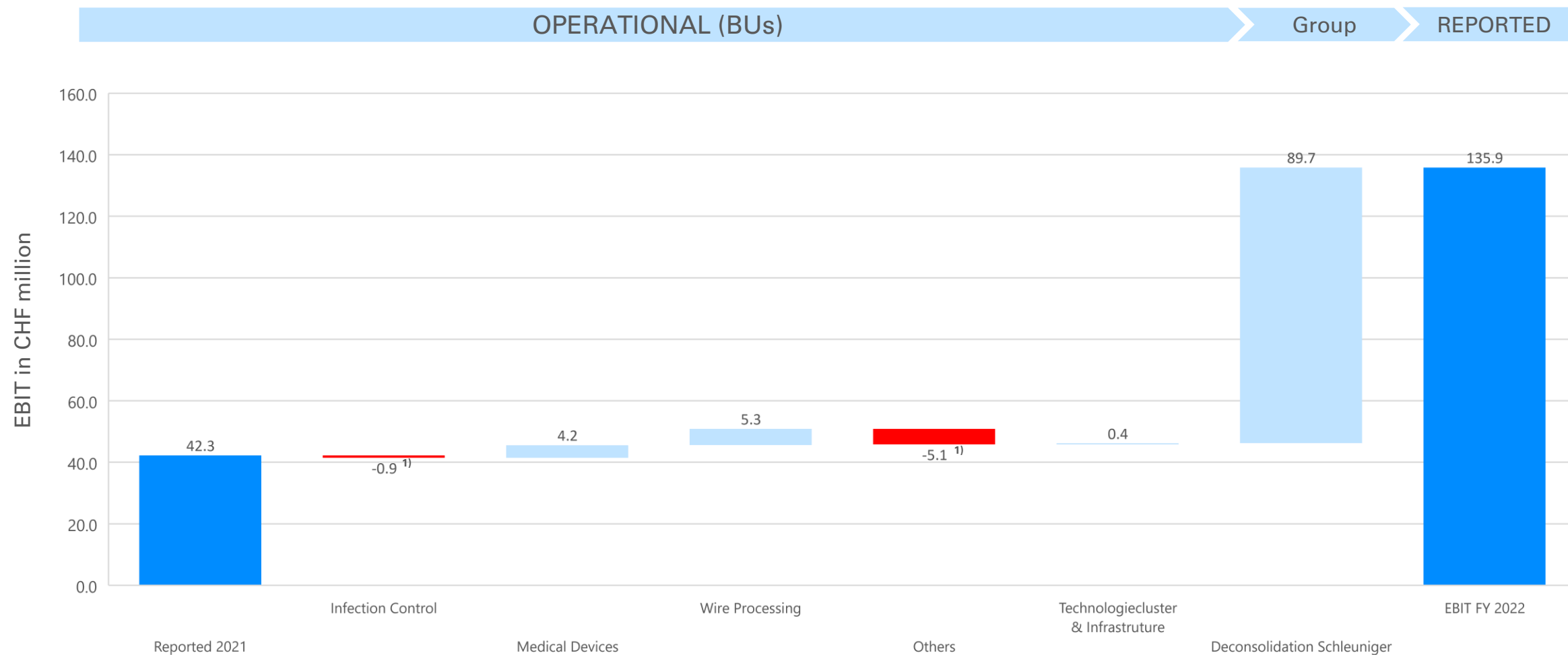
GROUP FINANCIAL REPORT

NET SALES ANALYSIS



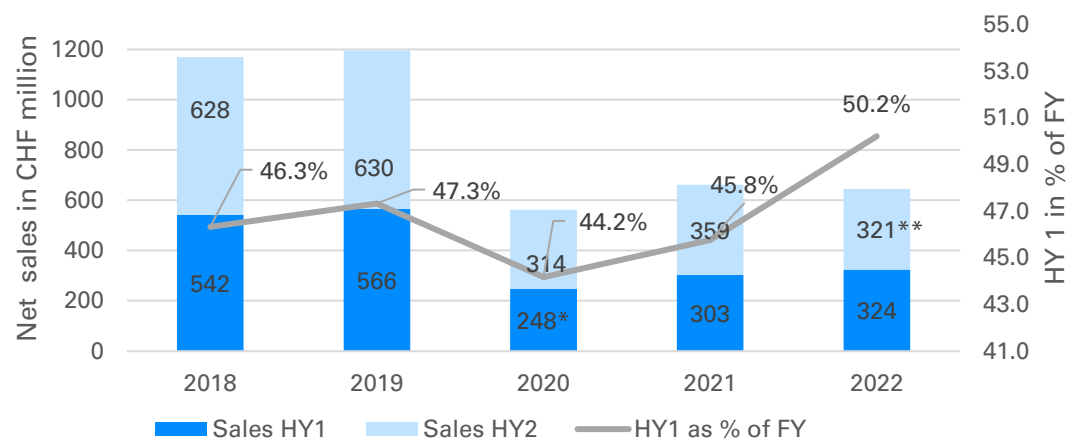
¹⁾ Effect of transfer of Life Science service business from Belimed Infection Control to Belimed Life Science (Net Sales FY 21: CHF 12.0 million) neutralized

OPERATING RESULT (EBIT) ANALYSIS



¹⁾ Includes effect of transfer of Life Science service business from Belimed Infection Control to Belimed Life Science (EBIT FY 21: CHF 4.8 million)

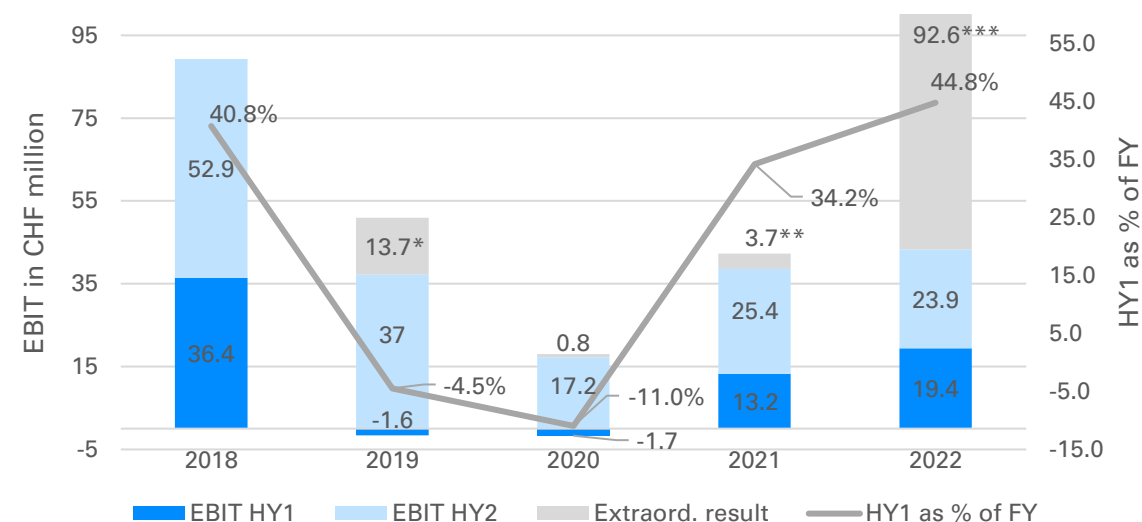
Net sales



* Excluding V-ZUG

** Net sales from Schleuniger included until August 30, 2022

EBIT



* HY 1/19: Provision for soil remediation

** HY 1/21: Partial dissolution of pension provision CHF 3.7 million

*** Includes the following effects:

- + Gain on contribution of Schleuniger Group into Komax Group of CHF 89.7 million
- + Gain on sale of fixed assets CHF 3.6 million
- + Dissolution of provision for legal claim CHF 1.6 million (from HY1)
- Pension provision CHF -2.4 million (HY1 dissolution of CHF 2.5 million and HY2 increase of CHF -4.9 million)

GROUP FINANCIAL REPORT

BALANCE SHEET



| CHF million | 12/31/2022 | in % | 12/31/2021 | in % | Comment |
|---|--------------|--------------|--------------|--------------|---|
| Cash and cash equivalents / securities | 31.7 | 4.5 | 81.8 | 11.4 | |
| Other current assets | 254.2 | 36.2 | 297.0 | 41.5 | |
| Current assets | 285.9 | 40.8 | 378.8 | 52.9 | |
| Tangible assets | 154.9 | 22.1 | 175.4 | 24.5 | |
| Financial assets | 256.0 | 36.5 | 147.4 | 20.6 | Includes participation (equity value) in: - V-ZUG (CHF 139.6 million) - Komax (CHF 105.0 million) |
| Intangible assets | 4.4 | 0.6 | 14.0 | 2.0 | |
| Fixed assets | 415.3 | 59.2 | 336.8 | 47.1 | |
| Total assets | 701.2 | 100.0 | 715.6 | 100.0 | |
| Current & long-term financial liabilities | 17.0 | 2.4 | 4.2 | 0.6 | |
| Other liabilities | 165.9 | 23.7 | 195.2 | 27.3 | |
| Total liabilities | 182.9 | 26.1 | 199.4 | 27.9 | |
| Shareholders' equity | 518.3 | 73.9 | 516.2 | 72.1 | |
| Total liabilities and shareholders' equity | 701.2 | 100.0 | 715.6 | 100.0 | |
| Net cash position | 14.7 | 2.1 | 77.7 | 10.9 | |

CASH FLOW STATEMENT

| CHF million | FY 2022 | FY 2021 | Comment |
|--|--------------|--------------|---|
| Cash flow from operating activities | -6.0 | 48.9 | |
| Cash flow from investing activities | -41.7 | -32.3 | |
| - of which investments in tangible assets | -33.1 | -31.6 | |
| - of which investments in intangible assets | -1.7 | -3.0 | |
| - of which investment in group companies, net cash | -23.7 | -10.6 | 2022: purchase of minorities adaptronic Prüftechnik GmbH and acquisition of Amity Ltd. |
| - of which disposal of group companies, net cash | 8.9 | 4.5 | 2022: divestment of Schleuniger Group and Clement Clarke Int. |
| - of which disposal of tangible assets | 7.4 | 2.3 | 2022: includes impact from sale of properties of CHF 6.6 million |
| Cash flow from financing activities | -17.6 | -8.2 | |
| - of which cash dividends | -17.2 | -7.8 | CHF 13.4 million to shareholders of Metall Zug AG and CHF 3.8 million to non-controlling interest holders |
| Currency translation effects | -1.4 | 1.3 | |
| Change in "Net cash and cash equivalents" | -66.7 | 9.7 | |
| Free cash flow | -47.7 | 16.6 | |

BUSINESS UNITS

INFECTION CONTROL

2022: NET SALES CHF 186.3 MILLION; EBIT CHF 1.7 MILLION



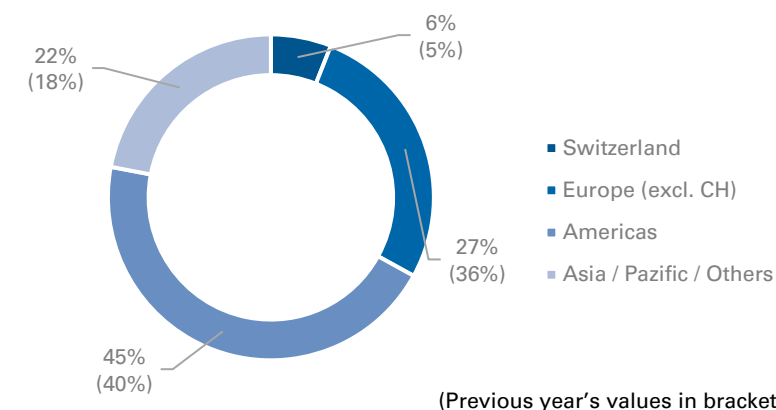
KEY FIGURES AND OVERVIEW

| CHF million | FY 2022 | FY 2021 | Δ |
|-------------------------|-------------------|---------|--------|
| Net sales | 186.3 | 180.2 | 3.4% |
| Operating result (EBIT) | 1.7 ¹⁾ | 2.6 | -34.2% |
| EBIT margin in % | 0.9 | 1.4 | -50bp |

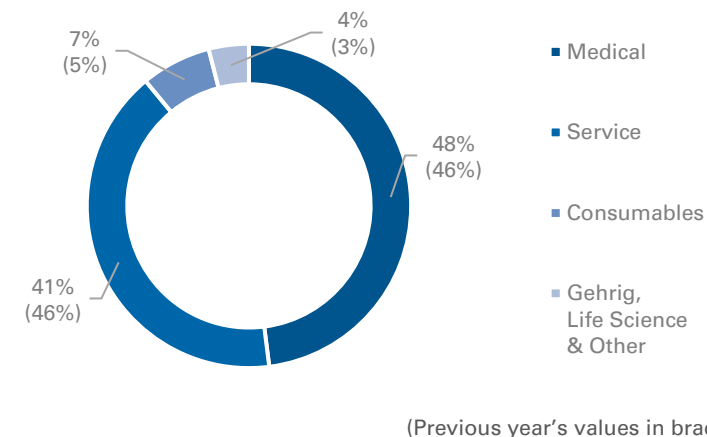
1) Includes positive one-time impacts of CHF 2.4 million.

- High order backlog at the beginning of 2022 in equipment segment but lower order intake compared to 2021
- Net sales above previous year; adjusted for the effect of the transfer of service business for Life Science customers -6.6%, the acquisition effect (Amity) 1.5% and FX effect of -0.1%, sales increased by 8.6%
- Positive organic sales growth in all segments (equipment, service, consumables and digitalization)
- Operating income (EBIT) below FY 2022, impacted by missing EBIT contribution of the Life Science service business as well as higher material-, freight-, energy- and IT-costs; EBIT includes positive one-off effect of CHF 1.6 million from the release of a provision for a legal case and the gain on sales of property amounting to CHF 0.9 million.
- Highlights
 - Acquisition of Amity (Barnsley, UK), a supplier of enzymatic and chemical cleaning detergents in July → Expansion of consumables portfolio
 - Agile product development by implementing the "Scaled Agile Framework (SAFe)" process
 - Launch of new functionalities for SmartHub Orbit and SmartHub 2.0 Connect

Net Sales by region



Net Sales by Segment



- Benefit from reduced complexity of the business structure and processes as a pure player
- Organic sales growth in equipment, consumables and service above market
- Strengthen market position and product mix with chemistry/consumables from Amity
- Continuously build and evolve a differentiating added value through digital tools that provide meaningful data to Belimed customers

MEDICAL DEVICES

2022: NET SALES CHF 225.6 MILLION; EBIT CHF 28.8 MILLION

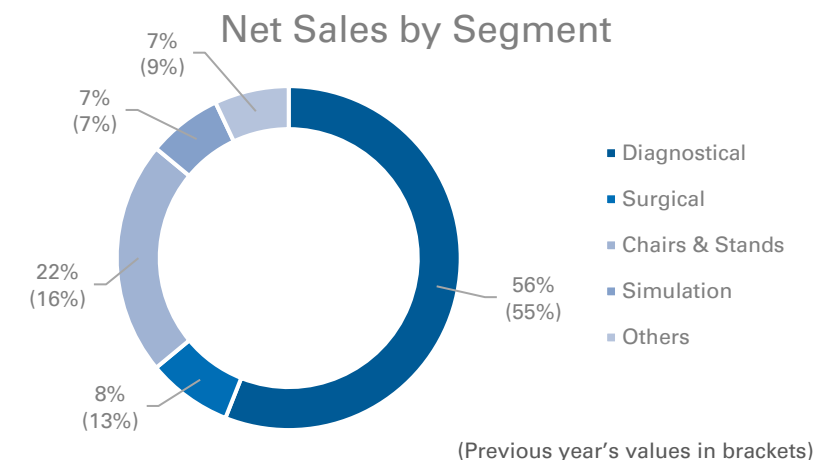
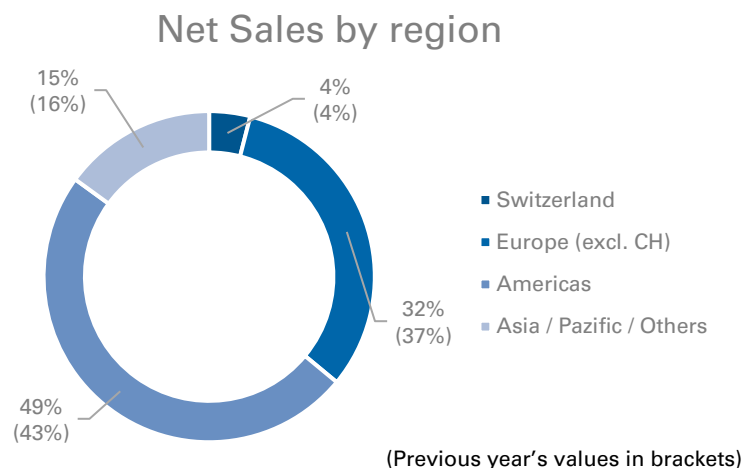


KEY FIGURES AND OVERVIEW

| CHF million | FY 2022 | FY 2021 | Δ |
|-------------------------|--------------------|---------|--------|
| Net sales | 225.6 | 215.2 | 4.8% |
| Operating result (EBIT) | 28.8 ¹⁾ | 24.6 | 17.1% |
| EBIT margin in % | 12.8 | 11.4 | +140bp |

1) Includes one-time impacts of CHF -2.4 million (previous year: CHF 3.4 million).

- Despite pleasing environment, order entry below last year due to high order entry in 2021 incl. last year's outstanding Genentech order
- Sales above 2021 mainly driven by Diagnostic products and improved sales of examination units, both especially in the US, and high order backlog at the beginning of 2022 (Divestment effect IPRO and Clement Clarke -3.2%, FX impact -0.5%, organic growth 8.6%)
- Clearly improved EBIT driven by higher sales, optimal use of factory capacity, efficiency improvements in processes and strict cost control. EBIT includes one-time effects of CHF -0.9 million¹⁾ (FY 21: CHF 3.4 million extraordinary effects) → growth on comparable basis: 39.9%
- Highlights
 - Restructuring of the Surgical segment completed
 - Divestment of Clement Clarke and focus on ophthalmology
 - Eystar 900 complemented by Anterior Suite
 - Further development of today's "flagship" in microscopy, the Hi-R NEO 900 and development of the digital microscope
 - Strategy development for entire Group for period 2023 to 2027 completed and rollout started
 - One Haag-Streit: Functional organization shows initial successes in cross-group cooperation



1) CHF -2.4 million related to a pension provision and CHF 1.5 million from release of a provision for restructuring measures in Wedel.

- Focus on ophthalmology
- Complementing and expanding solution portfolio including digitalization, artificial intelligence and data processing
- Expanding training portfolio by increasing simulation and training opportunities for ophthalmologists, ophthalmic surgeons and optometrists
- Invest in development of cutting-edge solutions and in the further development of strategic partnerships
- Ensure additional growth opportunities through customer proximity as well as focused and aligned market development as a group
- Explore growth opportunities by suitable acquisitions
- Continuous improvement of margins by increasing operational efficiency as well as effective and aligned cooperation between all areas within the Haag-Streit Group

WIRE PROCESSING

UNTIL AUGUST 30, 2022: NET SALES CHF 159.0 MILLION; EBIT CHF 20.0 MILLION



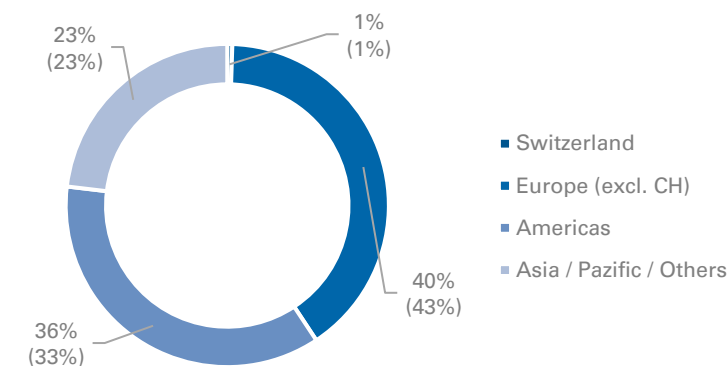
KEY FIGURES AND OVERVIEW

| CHF million | FY 2022 ¹⁾ | FY 2021 | Δ |
|-------------------------|-----------------------|---------|--------|
| Net sales | 159.0 | 206.2 | -22.9% |
| Operating result (EBIT) | 20.0 | 14.6 | 36.6% |
| EBIT margin in % | 12.6 | 7.1 | +550bp |

1) On August 30, 2022, the Schleuniger Group was deconsolidated. Therefore, the figures are not comparable to the previous year.

- Combination between Schleuniger and Komax completed on August 30, 2022; Schleuniger fully consolidated until then
- Book gain of CHF 89.7 million which is recognized in reporting segment Others
- EBIT includes profit from the sale of a property of CHF 2.8 million
- Metall Zug contributed the Schleuniger Group into Komax Holding AG and received a stake of 25% in Komax Holding (recognized as financial assets, CHF 105.0 million at equity value)
- Expected portion of net income of Komax for the period from August 30 to December 31, 2022, of CHF 5.8 million, included in the financial result

Net Sales by region



(Previous year's values in brackets)

OTHERS: BELIMED LIFE SCIENCE, GEHRIG GROUP, METALL ZUG AG (CORPORATE)



2022 : NET SALES CHF 86.2 MILLION; EBIT CHF 82.6 MILLION



KEY FIGURES AND OVERVIEW

| CHF million | FY 2022 | FY 2021 | Δ |
|-------------------------|--------------------|---------|--------|
| Net sales | 86.2 | 68.4 | 26.1% |
| Operating result (EBIT) | 82.6 ¹⁾ | -2.1 | n/a |
| EBIT margin in % | 95.8 | -3.0 | 9880bp |

1) Includes extraordinary impact of CHF 89.7 million from the deconsolidation of the Schleuniger Group.

BELIMED LIFE SCIENCE

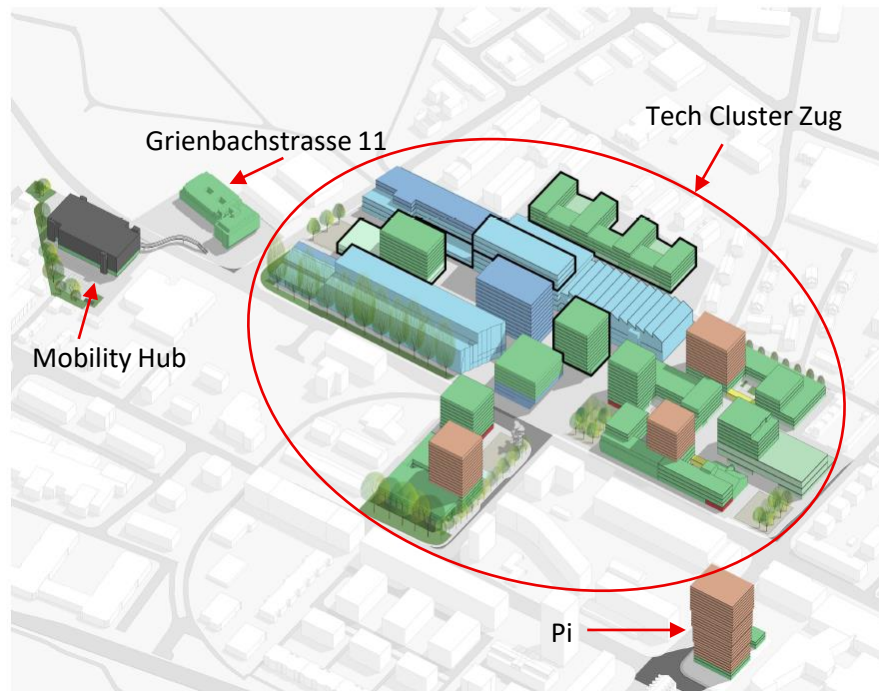
- Significantly higher order entry than in prior year due to continued relocations of pharmaceutical factories
- Sales of CHF 51.7 million above previous year (CHF 38.6 million) as a result of the transfer of service business for Life Science customers from Belimed Infection Control and the high order backlog end of 2021
- Despite pleasing order entry, equipment sales are below expectations due to delays in the completion and delivery of projects as a result of shortage of engineering capacities as well as mechanical and electronic components
- Increased costs in connection with development of the service organization and own IT, as well as significant price increases for raw materials and components led to a negative operating result (EBIT)

GEHRIG GROUP

- Sales of CHF 34.5 million above previous year (CHF 29.8 million) due to increase in customer frequency in hotels and restaurants after the lifting of all corona restrictions
- Strengthening of market position for commercial kitchen equipment and expansion of chemicals business
- EBIT slightly negative despite increase of sales and improved margins due to higher costs for the development of new products and services and in administration

TECHNOLOGYCLUSTER & INFRASTRUCTURE

2022: EBIT CHF 2.9 MILLION



| CHF million | FY 2022 | FY 2021 | Δ |
|-------------------------|---------|---------|-------|
| Other operating income | 12.8 | 12.0 | 6.7% |
| Operating result (EBIT) | 2.9 | 2.5 | 15.8% |
| EBIT margin in % | n/a | n/a | n/a |

Current projects

Mobility Hub Zug Nord



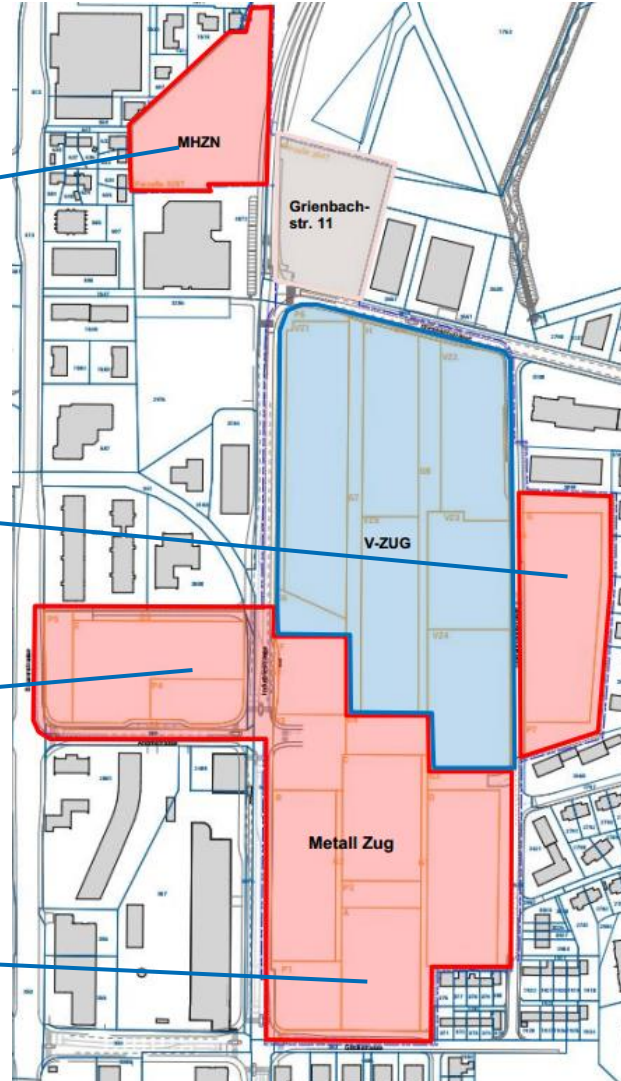
Westhive



CreaTower I
VZ Depository Bank

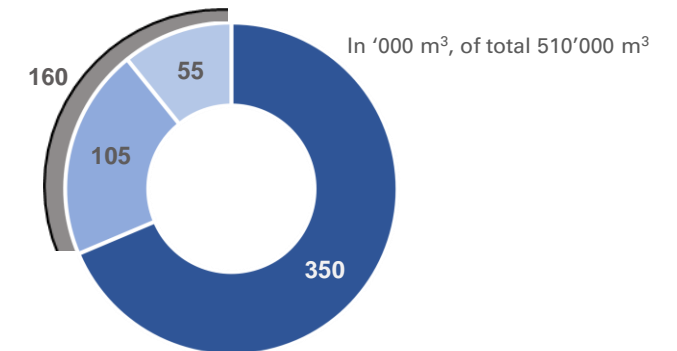


SHL Südtor



Total area potential

- Development area (ground): approx. 54'000 m², plus Grienbachstrasse (5'500 m²)
- Building volume TCZ: Up to 1'045'500 m³ incl. V-ZUG and Mobility Hub Zug Nord, resulting in a building volume for MZ of up to 510'000 m³
- Minimum industrial usage requirements of development plan are fulfilled by V-ZUG
- Flexible development options:



■ Living space, minimum
■ Living space, maximum

■ Variable usage (living, office or industry)
■ Office space or industrial usage

TECH CLUSTER ZUG – MAJOR RENTAL PROJECTS

| | Mobility Hub Zug Nord  | SHL Südtor  | Westhive  |
|------------------------------|--|--|--|
| Project size | 55'466 m ³ building volume 1'862 m ² commercial usage 566 parking lots | 102'565 m ³ building volume 10'100 m ² production area 5'346 m ² office space 102 parking lots | 12'144 m ³ building volume 2'304 m ² office space (in existing former storage space) |
| Usage | <ul style="list-style-type: none"> - Parking - Sales area / bistro on ground floor | Combined production and office | Office usage - flexible workspace solutions by Westhive AG |
| Purpose | Rental property, serves as mobility hub (Car Park) of Tech Cluster and V-ZUG | Long term rental property with SHL Medical AG | Rental property |
| Project status | Project finalized Rental contracts signed for commercial spaces and 469 parking lots | LOI signed, project selected, Rental contract signed | Project finalized Rental contract signed |
| Expected finalization | June 1, 2022 (finalized) | 2026 | September 1, 2022 (finalized) |

TECH CLUSTER ZUG / OTHERS – MAJOR SALES PROJECTS

CreaTower I



35'800 m³ building volume
 895 m² ground to be sold
 6'531 m² office space
 100 parking lots

Project size

Usage

Office building, Headquarter of
 VZ Depository Bank

Purpose

Sale of building to
 VZ Depository Bank

Project status

- LOI signed
- architectural design competition completed (Gigon Guyer selected)

Expected finalization

2027

Project Pi

(not part of TCZ development plan area)



96'000 m³ building volume
 Approx. 16'500 m² living space
 (One of the highest wooden high-rise in Europe)

- Living space (partially affordable housing)
- Bistro/commercial usage on ground floor

LOI for sale of apartments to
 V-ZUG pension/welfare fund and
 GEWOBA (TCZ remains owner of
 ground)

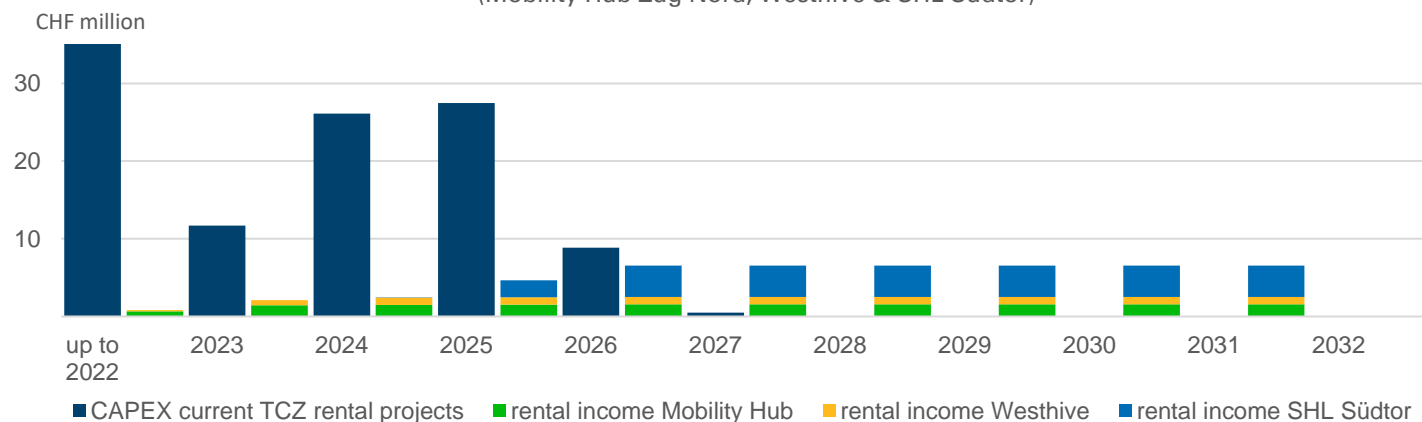
- Project selected, in planning phase
- Area development plan pending

2027

INVESTMENTS IN REAL ESTATE DEVELOPMENT PROJECTS

CAPEX of current TCZ rental projects / rental income

(Mobility Hub Zug Nord, Westhive & SHL Südtor)



In the current environment, Metall Zug is aiming for a net return of around 3% also taking into account investments in infrastructure and market value of the land.

Total CAPEX current rental projects

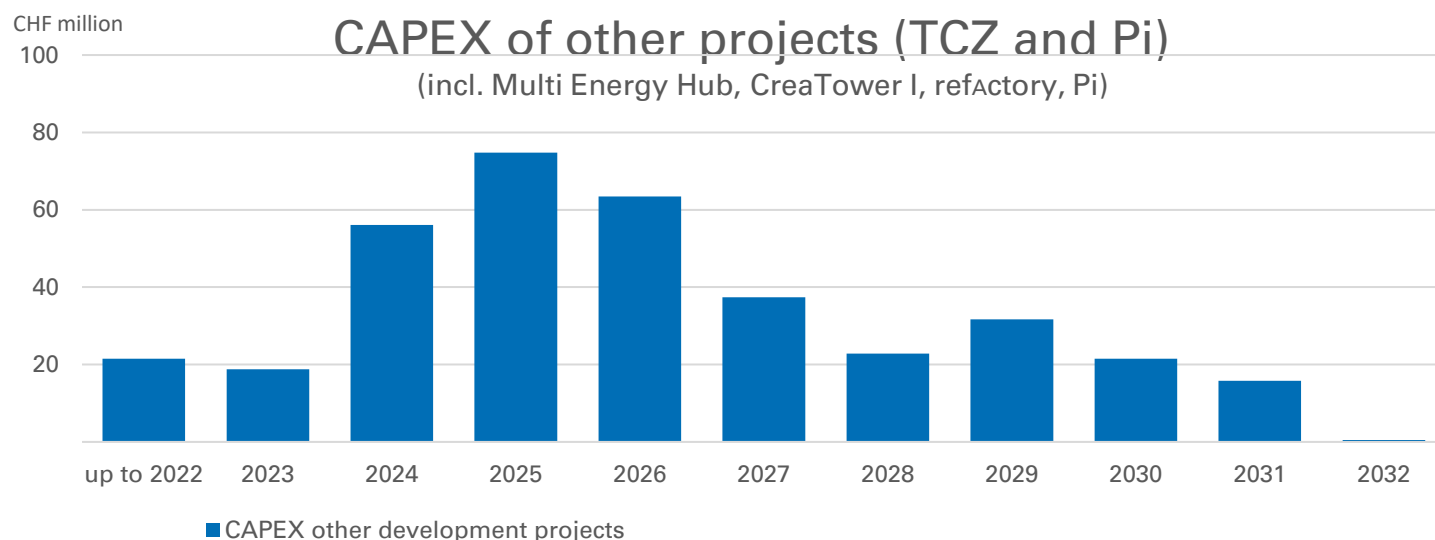
CHF 116 million¹⁾

Target rental income

Office space: 320-400 CHF/m² p.a.
Industrial usage: 120-220 CHF/m² p.a.
Living space: 380-500 CHF/m² p.a.

CAPEX of other projects (TCZ and Pi)

(incl. Multi Energy Hub, CreaTower I, refactory, Pi)



Total CAPEX other projects

CHF 364 million gross
up to 2032

(excluding proceeds from sale of projects,
including CreaTower I and Pi)

1) Does not include investments in general infrastructure projects of TCZ (e.g. Multi Energy Hub); Project specific construction costs only

- Land currently recognized at cost (CHF 24.9 million, respectively CHF 36.0 million including Grienbachstrasse 11 and Pi)
- Fair value of Tech Cluster significantly above cost; strongly impacted by building volume, type of usage and timing of development
- The current real estate projects do not yet reflect the full value creation potential of TCZ
- Realization of Fair Value from Group's accounting perspective (Swiss GAAP FER):
 - At time of sale of a property project (e.g. CreaTower I – VZ Depository Bank and Pi), or;
 - At time of reclassification as Investment Property, measured at Fair Value (initial adjustment through Equity)
- Decision to classify the Tech Cluster as Investment Property will be made at a later stage of the area transformation

SUSTAINABILITY @ MZ

Climate & Resources



Metall Zug achieves the goal of net zero emissions in scope 1 and 2 with its own efforts and effective, good quality reduction certificates

To increase awareness and to include the “climate cost”, CO₂ emissions at Metall Zug are given a price

Support of systemic approaches for a transformation towards a climate friendly economy under consideration of different compensation methods

Employees



Placing people at the center of the company

Develop own managers and skilled workers

Increase and maintain employee satisfaction

Less occupational accidents

Promote equality

Products & Services



Maintain durability and reparability, expand circularity

Use multi-use & renewable packaging materials

Achieve effective improvements in the supply chain

Society & Value Creation



Protecting the integrity of the company

Create local jobs

Contributing to quality location development

MULTI ENERGY HUB – PUT INTO OPERATION

- **Goals:** Minimum total energy input, minimum sourcing of non-locally generated renewable energy, minimum CO₂ footprint and neutrality via compensation, security of supply, competitive energy costs for users, scalable overall solution with a focus on a larger system boundary
- **Infrastructure:** Multi Energy Hub Zug as a district energy supply system covering all energy sources from industry to real estate and mobility. Installation of closely networked, bidirectionally communicating system between local, decentralized energy producers, -storage facilities and -consumers in the gas, electricity and heating/cooling sectors
- **Control:** Management via intelligent, self-learning control. System continuously optimized in terms of CO₂ emissions, energy consumption and economic efficiency
- **Role TCZ:** Overall project lead, investing in Photovoltaic systems, medium and low-voltage power grid, e-mobility infrastructure, heating/cooling grid, heating/cooling energy centre with connection to groundwater and water from lake Zug, seasonal earth storage, waste heat recovery systems from industry and a communication and control system
- **Partnership:** Multi Energy Zug AG, a Joint Venture of Tech Cluster Zug AG and WWZ AG, operates the infrastructure. Investments by Tech Cluster Zug AG and WWZ AG

Hydrogen production: H2@Tech Cluster Zug project consists of two main subprojects:

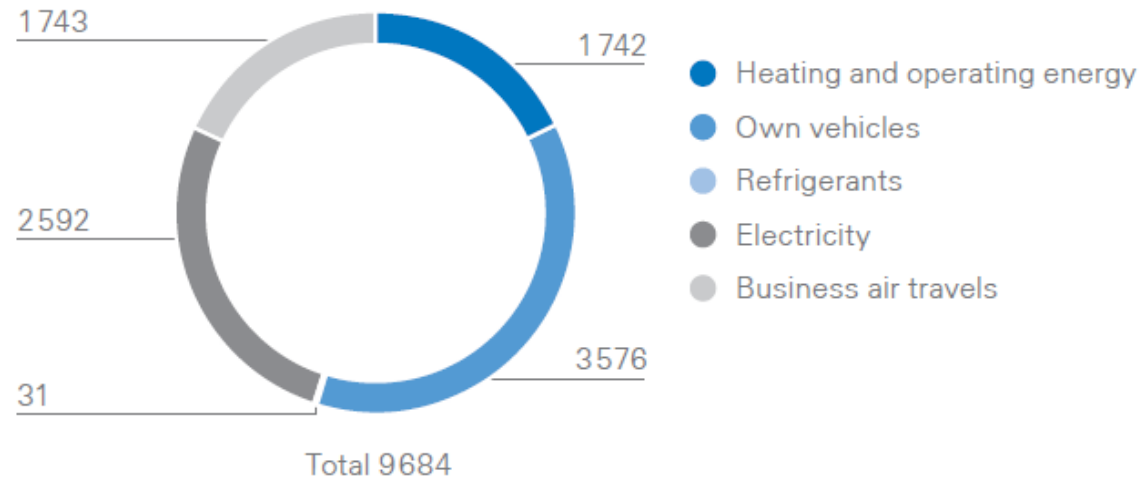
1. The newly founded Association for the Decarbonization of Industry
 - Will forge ahead innovative hydrogen project
 - Hydrogen shall be produced for the first time from the pyrolysis of methane (biogas or natural gas) on an industrial scale in order to decarbonize high-temperature industrial processes
 - Will invest more than CHF 8 million (including own contribution)
2. It was planned that decarbonization of transport propulsion systems would be carried out in a separate project
 - This requires high-purity hydrogen, which is to be produced from using the electrolysis process
 - Ongoing distortions in the (European) electricity market, especially the sharp rise of electricity prices, heavily impacted the business case (around 66% of costs for electrolysis depend on electricity costs)
 - Therefore, project has been interrupted and the situation will be reassessed in spring 2023

ESG TARGETS – KEY PERFORMANCE INDICATORS (1)

- ESG targets and activities are measured in a set of KPIs
- In 2022, the targets were systematically linked to measurable key figures for each focus topic and the set of key figures was extended to all companies of Metall Zug Group (Wire Processing excluded)
- Due to increased scope in 2022, no prior year information is available
→ 2022 represents the first base year for the future measurement of progress

Climate & Energy

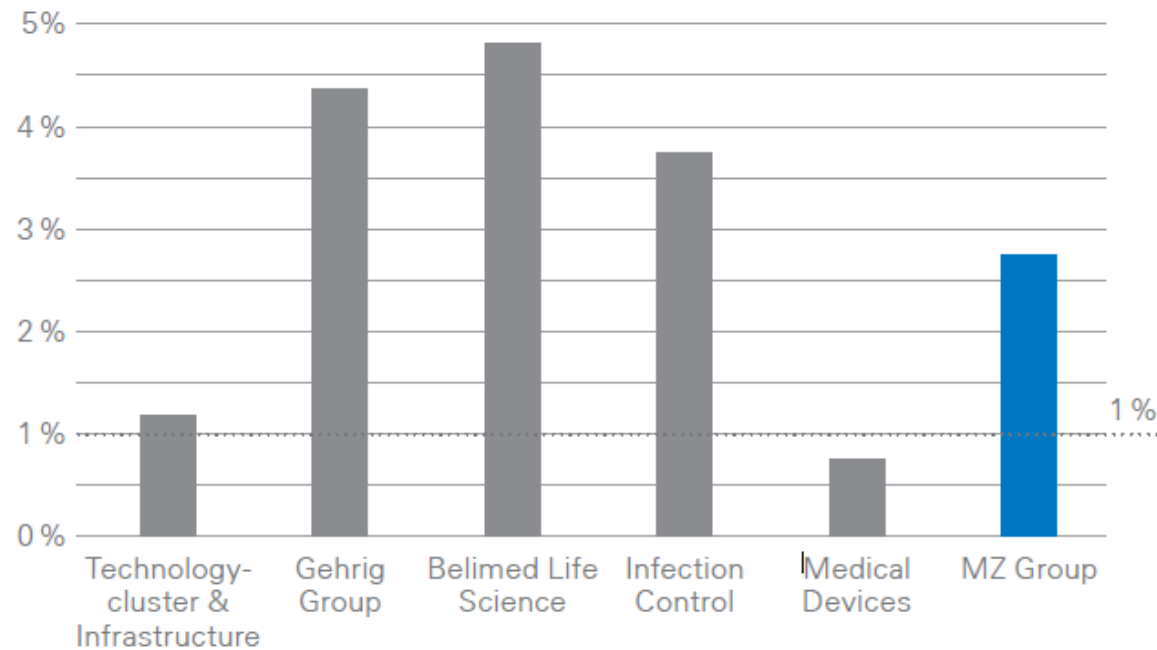
Greenhouse gas emissions in t CO₂-eq. by source of emission



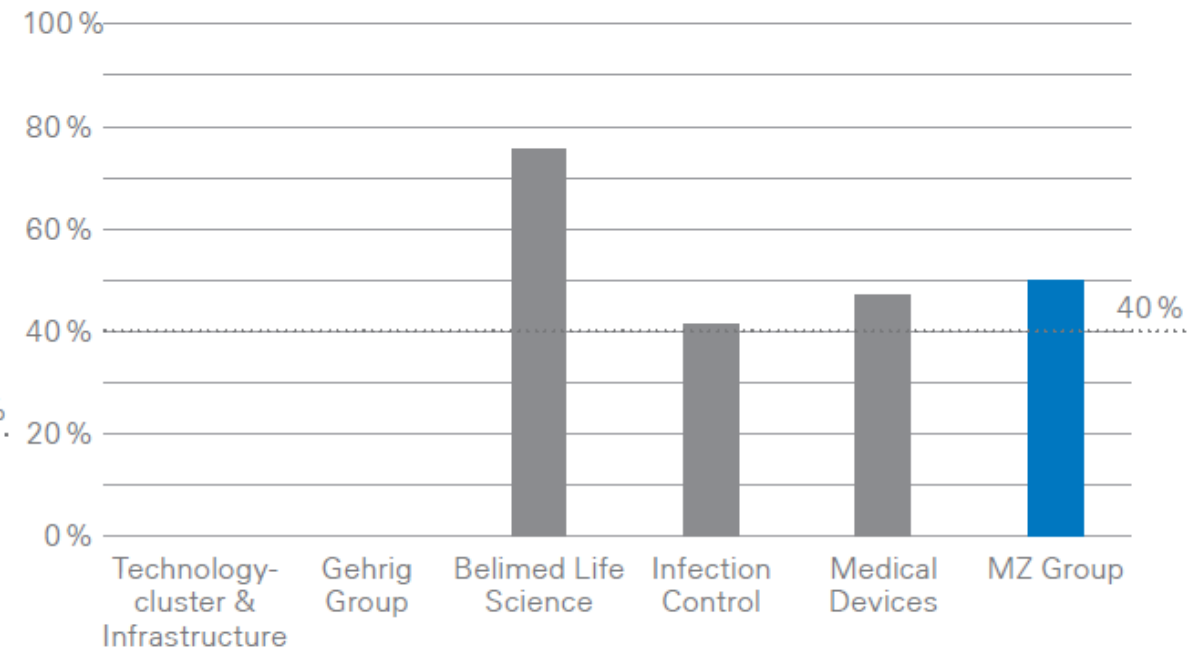
ESG TARGETS – KEY PERFORMANCE INDICATORS (2)

Employees

Investment in training and continuing professional development
in % of gross payroll



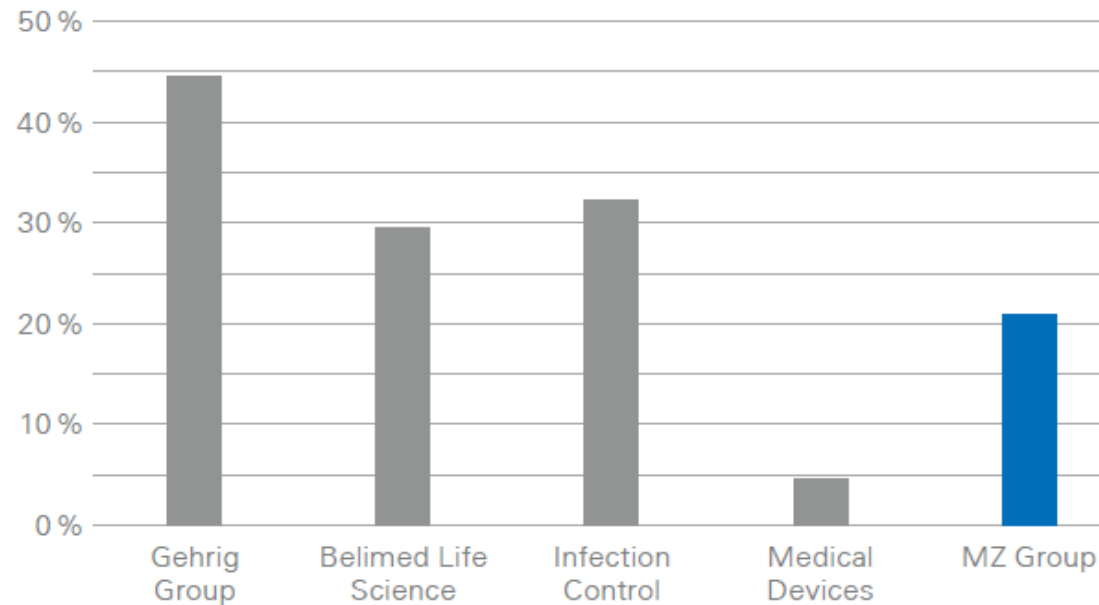
Share of leadership positions filled with internal employees



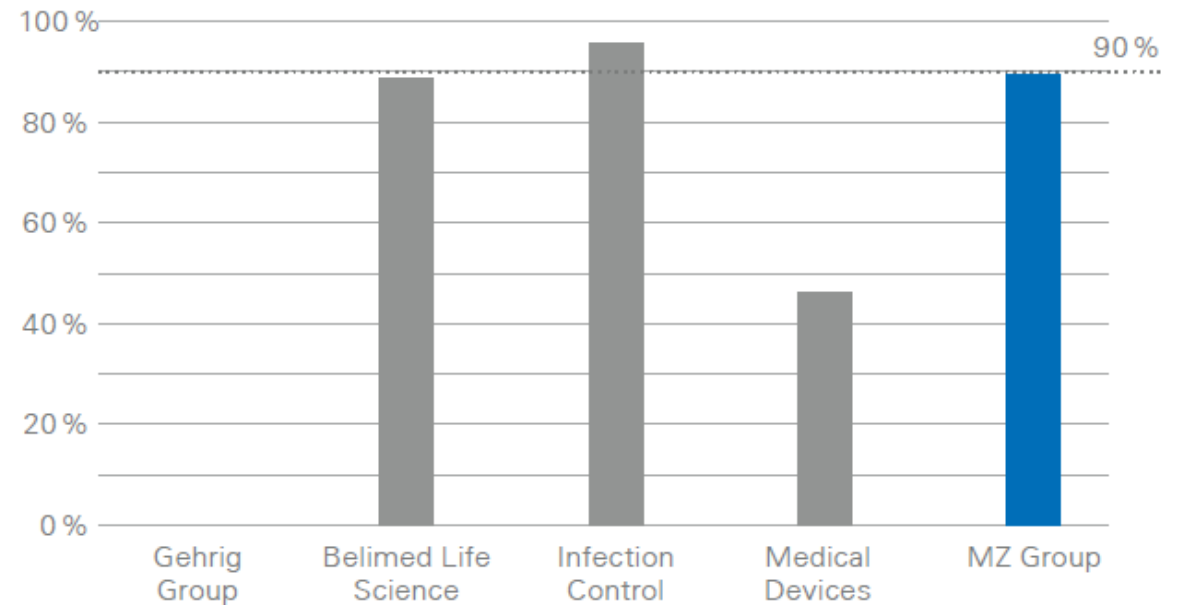
ESG TARGETS – KEY PERFORMANCE INDICATORS (3)

Products & Services

Share of services and retrofit services in sales



Share of self-used packaging material made from renewable materials by weight in %



METALL ZUG GROUP 2023

In the second half of 2022 and the first months of 2023, we see a partly declining demand from customers, which is reflected in lower order intake.

We expect a stable development of sales and a result that will be affected by increased investments in research and development.

WHAT WE EXPECT FOR 2023



- Maintain Gross Profit Margin despite inflationary environment and price pressure on input side
- Efficiency improvements in operations through further automation
- R&D push: Further development of microscopy (analogue and digital), renewal of Octopus 910 and further development of Eyestar 900



- Compensate pressure on material, freight and labor prices with higher sales prices
- Further increase share of recurring revenues (service, consumables), integration of Amity products in the Belimed Protect portfolio
- Assess inorganic growth opportunities and further strategic alliances



- Selection of winning project refactory
- Start construction of SHL Südtor
- Conclude final agreement and define construction plan for project Creatower I

Others

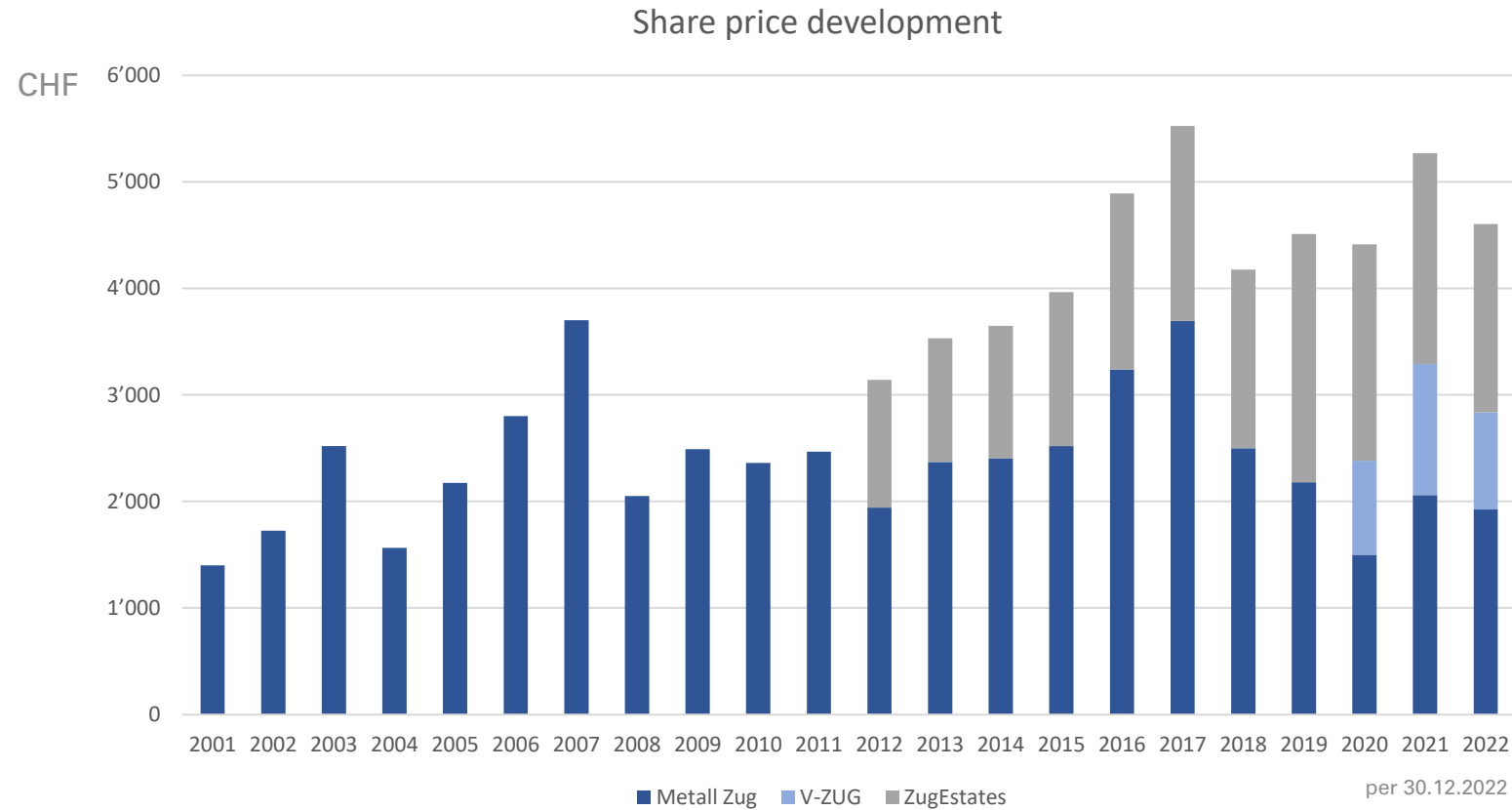
- Create sustainable positive single digit EBIT margin
- Strengthen strategic focus of Gehrig Group

A SOLID INVESTMENT WITH POTENTIAL

- As a strategic and long-term anchor shareholder, Metall Zug AG will focus on the strategic management and profit from the value creation of its investments including V-ZUG and Komax
- All Business Units, primarily active in the med tech industry, are well positioned in attractive markets with growth potential based on competitive product portfolios, strong customer relationships and opportunities related to digital business and processes
- Earnings growth drivers are
 - Grow sales of Infection Control
 - Foster operational excellence and explore the full growth potential of Medical Devices
 - Exploit the potential of an innovative Technology Cluster on the 60'000 sqm-site in the city of Zug
 - Focus on profitable project business in Belimed Life Science, improve operational excellence, develop the service and retrofit business and benefit from the market growth
- The stable shareholder base with an entrepreneurial family as its main shareholder pursues a decidedly long-term perspective creating sustainable value for all stakeholders
- Strong balance sheet enabling investments in internal and external growth

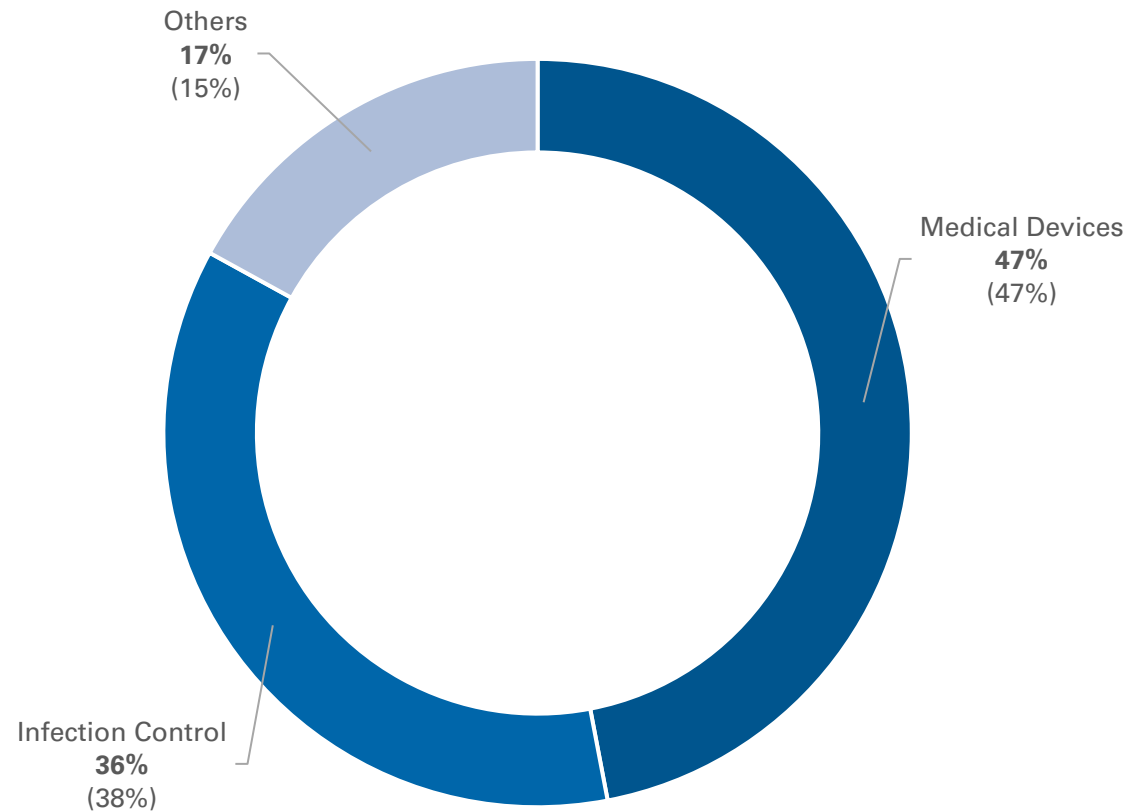
INFORMATION FOR INVESTORS

SHARE PRICE DEVELOPMENT

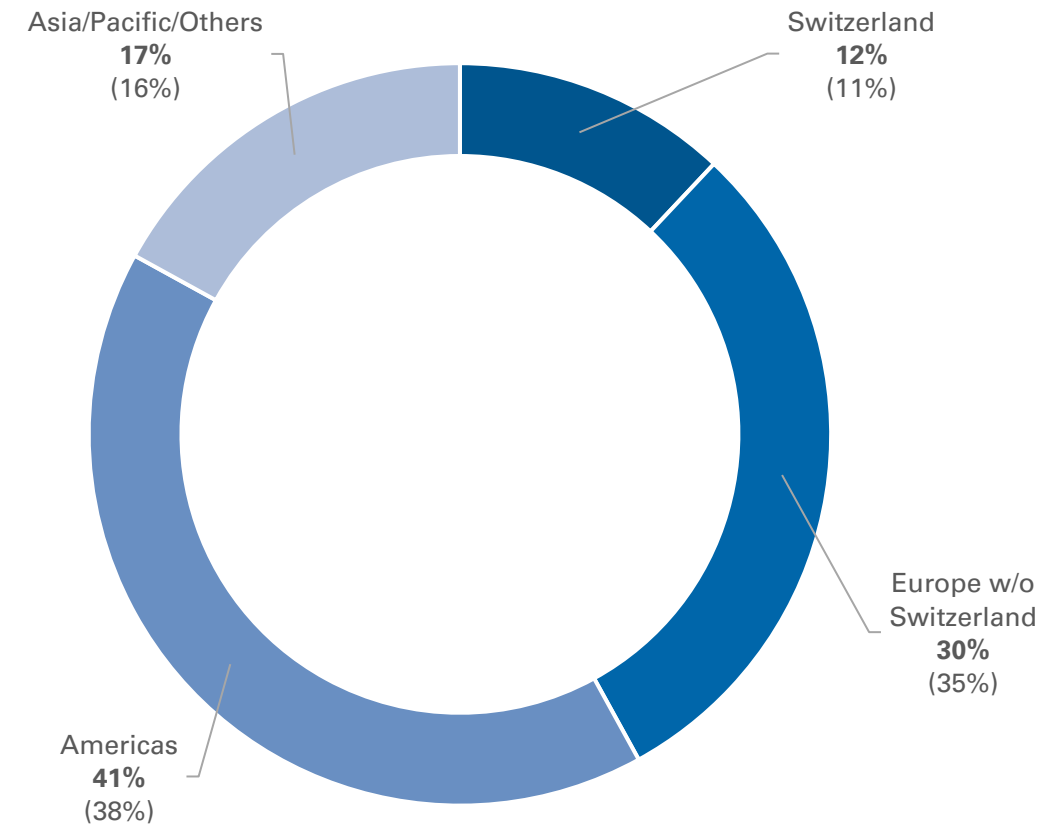


NET SALES FY 2022 – WITHOUT WIRE PROCESSING

by Business Unit



by region



(Previous year's values in brackets)

| | |
|-----------------|------------------------------------|
| March 13, 2023 | Publication Year End Results 2022 |
| April 28, 2023 | General Meeting of Shareholders |
| May 3, 2023 | Ex-Date for dividend payment |
| May 5, 2023 | Dividend payment date |
| August 10, 2023 | Publication Half-year Results 2023 |

Urs Scherrer
CFO

Bettine Killmer
Head of Corporate Communications & Investor Relations

Metall Zug AG
Industriestrasse 66
6302 Zug
Switzerland
Phone: +41 58 768 60 50

Metall Zug AG has made great efforts to include accurate and up-to-date information in this document. However, we make no representations or warranties, expressed or implied, as to the accuracy or completeness of the information provided in this document and disclaim any liability whatsoever for the use of it.

The statements in this document relating to matters that are not historical facts are forward-looking statements based on estimates and assumptions of the company and are believed to be reasonable, but are inherently uncertain, difficult to predict and do not constitute a guarantee of future performance. They may involve risks and uncertainties including but not limited to future global economic conditions, technological advances, exchange rates, regulatory rules, market conditions, the actions of competitors and other factors beyond the control of the company. Metall Zug AG disclaims any intention or obligation to update these forward-looking statements.

The information provided in this document is not intended to be nor should it be construed as an offer or solicitation for purchase or disposal, trading or any transaction in any Metall Zug AG securities or other financial instruments. Investors must not rely solely on this information for investment decisions.